

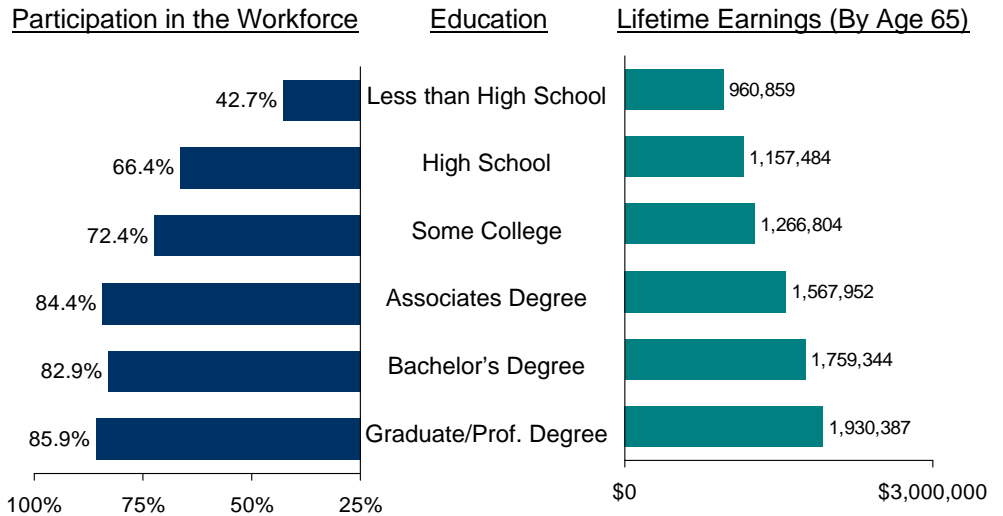


How Does Education Pay Off for West Virginia?

In West Virginia:

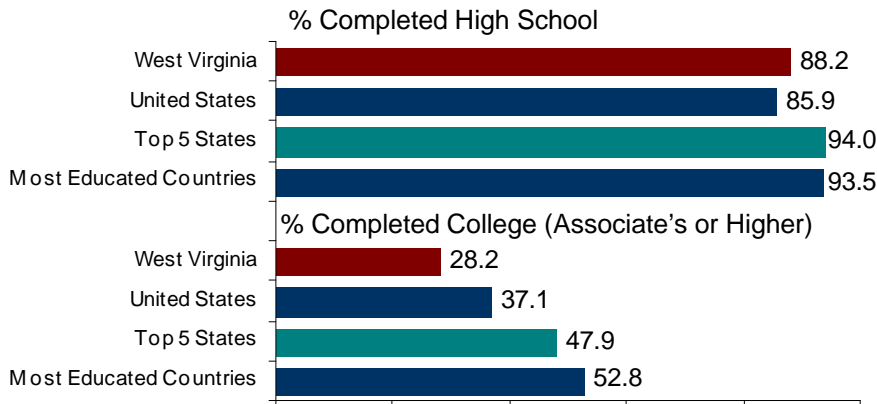
Working-age residents with college degrees are 94 percent more likely to participate in the workforce than those with less than a high school diploma.

And their earnings over a lifetime are almost twice as much – a substantial personal benefit as well as a benefit to the state with respect to more taxable resources, fewer health problems, lower rates of crime, and greater levels of civic engagement.



How Does West Virginia Measure Up?

West Virginia's Young Adults Compared to the U.S. and Best Performing Countries (Age 25 to 34)



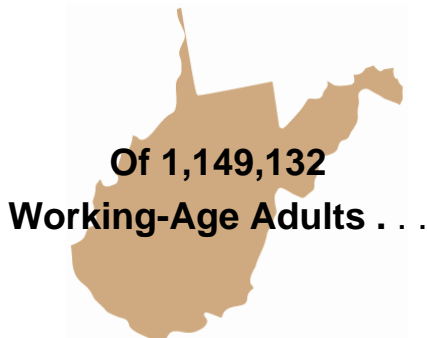
In West Virginia:

A higher percentage of young adults have completed high school than the U.S. average, but lower than the top states and the most educated countries.

A lower percentage of young adults have earned college degrees than the U.S. average, and much lower than the top states and the most educated countries.

Note: The most educated countries in 2005 include Korea, Japan and Canada.

The Challenge: West Virginia's Working-Age Adults (18 to 64) with No College Degree



- ... **884,629** have not completed college (associate's degrees or higher) — **77.0** percent of all working-age adults in West Virginia. Of these:
 - 167,500** have not completed high school (or equivalent)
 - 490,231** have completed just a high school diploma but have not entered college
 - 226,898** have completed some college but no degree
 - 1,175** speak little or no English
 - 288,155** are living in families whose combined incomes are less than a living wage (twice the level of poverty)



How Well Does West Virginia Serve Adult Learners?

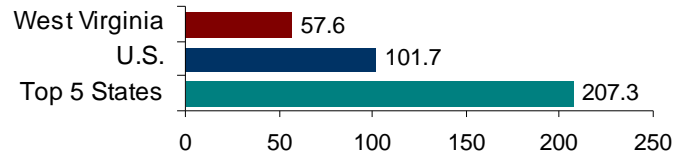
Addressing Basic Skills in West Virginia:

State-administered adult education programs serve adults without a high school diploma at a lower rate than the U.S. average, and at a much lower rate than the top performing states.

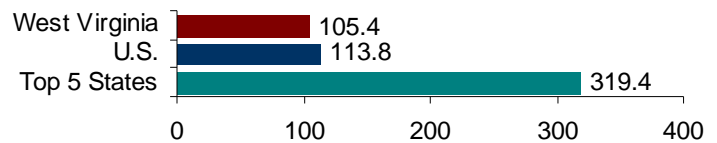
ESL programs serve the adult population lacking English proficiency at a lower rate than the U.S. average, and at a much lower rate than the top performing states.

Adults Served per 1,000 Adults Age 18-64:

Enrolled in State-Administered Adult Education Programs with Less than a High School Diploma

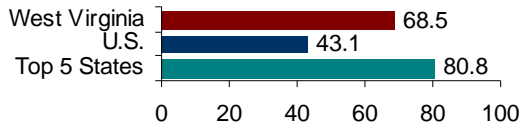


Enrolled in English as a Second Language Programs with Little or No English Proficiency

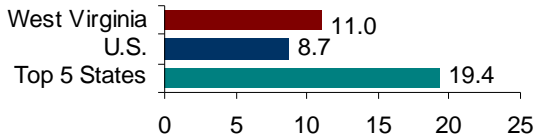


GEDs Awarded per 1,000 Adults:

18 to 24 Years Old with No High School Diploma



25 to 44 Years Old with No High School Diploma



Helping High School Dropouts in West Virginia:

Adult education providers award GEDs to young adults without a high school diploma at a higher rate than the U.S. average, but at a lower rate than the top performing states.

Compared with the younger age group, GEDs are awarded to older adults without a high school diploma at a much lower rate. State performance is higher than the U.S. average for this age group, but not as high as that of the top states.

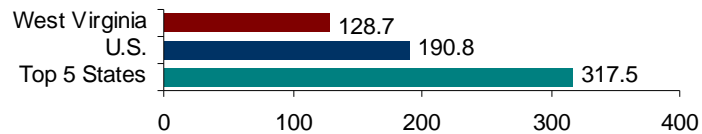
Pursuing Higher Level Skills in West Virginia:

Postsecondary institutions serve young adults (25 to 39 year olds who only have a high school diploma) at a lower rate than the U.S. average.

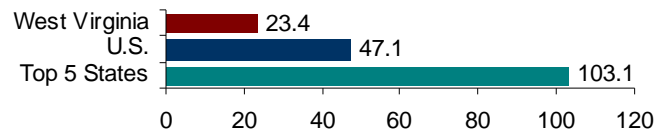
Institutions serve older adults (40 to 64 year olds with only a high school diploma) at a lower rate than the U.S. average.

College Participation per 1,000 Adults:

Age 25-39 with Only a High School Diploma



Age 40-64 with Only a High School Diploma



For the full report and access to the detailed state-by-state data, visit www.cael.org/adultlearninginfocus.htm

Produced by:

The Council for Adult and Experiential Learning (CAEL) and
The National Center for Higher Education Management Systems (NCHEMS)
With Support from Lumina Foundation for Education