

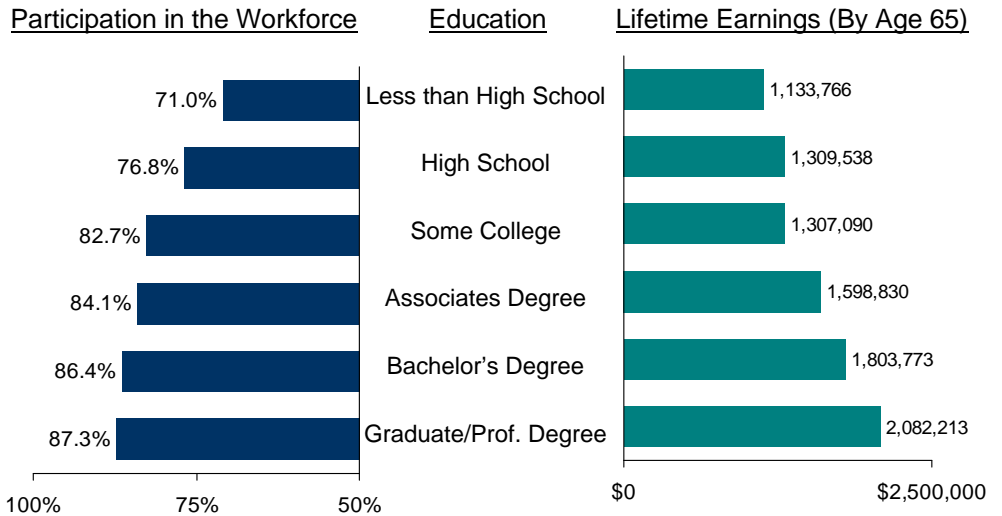


## How Does Education Pay Off for Wyoming?

### In Wyoming:

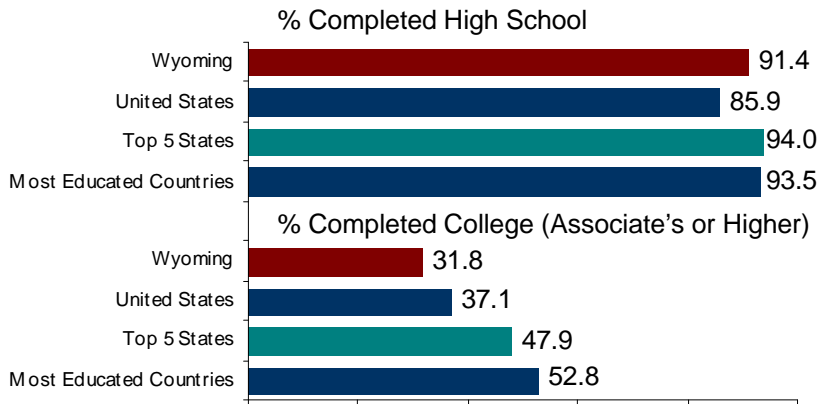
Working-age residents with college degrees are 22 percent more likely to participate in the workforce than those with less than a high school diploma.

And their earnings over a lifetime are more than one and a half times as much – a substantial personal benefit as well as a benefit to the state with respect to more taxable resources, fewer health problems, lower rates of crime, and greater levels of civic engagement.



## How Does Wyoming Measure Up?

### Wyoming's Young Adults Compared to the U.S. and Best Performing Countries (Age 25 to 34)



Note: The most educated countries in 2005 include Korea, Japan and Canada.

### In Wyoming:

A higher percentage of young adults have completed high school than the U.S. average, but lower than the top states and the most educated countries.

A lower percentage of young adults have earned college degrees than the U.S. average, and much lower than the top states and the most educated countries.

## The Challenge: Wyoming's Working-Age Adults (18 to 64) with No College Degree

**Of 332,444 Working-Age Adults . . .**

- ... **230,296** have not completed college (associate's degrees or higher) — **69.3** percent of all working-age adults in Wyoming. Of these:
  - 28,833** have not completed high school (or equivalent)
  - 109,378** have completed just a high school diploma but have not entered college
  - 92,085** have completed some college but no degree
  - 2,443** speak little or no English
  - 44,553** are living in families whose combined incomes are less than a living wage (twice the level of poverty)



## How Well Does Wyoming Serve Adult Learners?

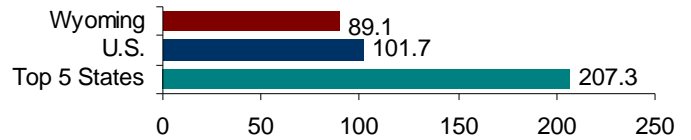
### Addressing Basic Skills in Wyoming:

State-administered adult education programs serve adults without a high school diploma at a lower rate than the U.S. average, and at a much lower rate than the top performing states.

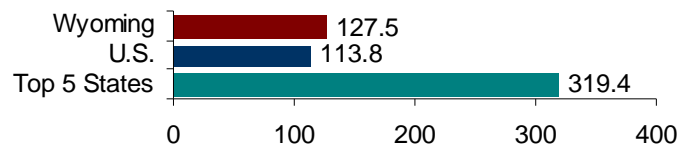
Of the adult population lacking English proficiency, the number enrolled in ESL programs is higher than the U.S. average, but lower than the top states.

### Adults Served per 1,000 Adults Age 18-64:

#### Enrolled in State-Administered Adult Education Programs with Less than a High School Diploma

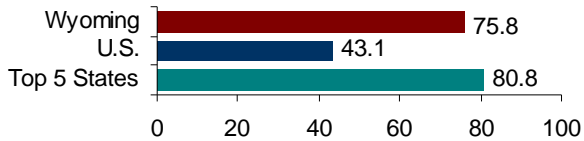


#### Enrolled in English as a Second Language Programs with Little or No English Proficiency

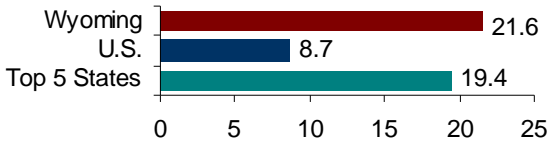


### GEDs Awarded per 1,000 Adults:

#### 18 to 24 Years Old with No High School Diploma



#### 25 to 44 Years Old with No High School Diploma



### Helping High School Dropouts in Wyoming:

Adult education providers award GEDs to more young adults without a high school diploma than the U.S. average, along with other top state performers.

Compared with the younger age group, far fewer GEDs are awarded to older adults without a high school diploma. State performance is higher than the U.S. average for this age group, along with other top state performers.

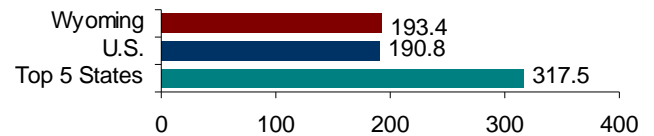
### Pursuing Higher Level Skills in Wyoming:

Postsecondary institutions in Indiana serve about the same number of 25 to 39 year olds (who only have a high school diploma) as the U.S. average, but lower than the top states.

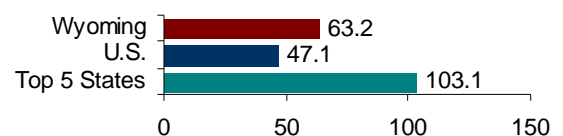
Institutions serve more older adults (40 to 64 year olds with only a high school diploma) than the U.S. average, but fewer than the top states.

### College Participation per 1,000 Adults:

#### Age 25-39 with Only a High School Diploma



#### Age 40-64 with Only a High School Diploma



For the full report and access to the detailed state-by-state data, visit [www.cael.org/adultlearninginfocus.htm](http://www.cael.org/adultlearninginfocus.htm)

### Produced by:

The Council for Adult and Experiential Learning (CAEL) and  
The National Center for Higher Education Management Systems (NCHEMS)  
With Support from Lumina Foundation for Education