

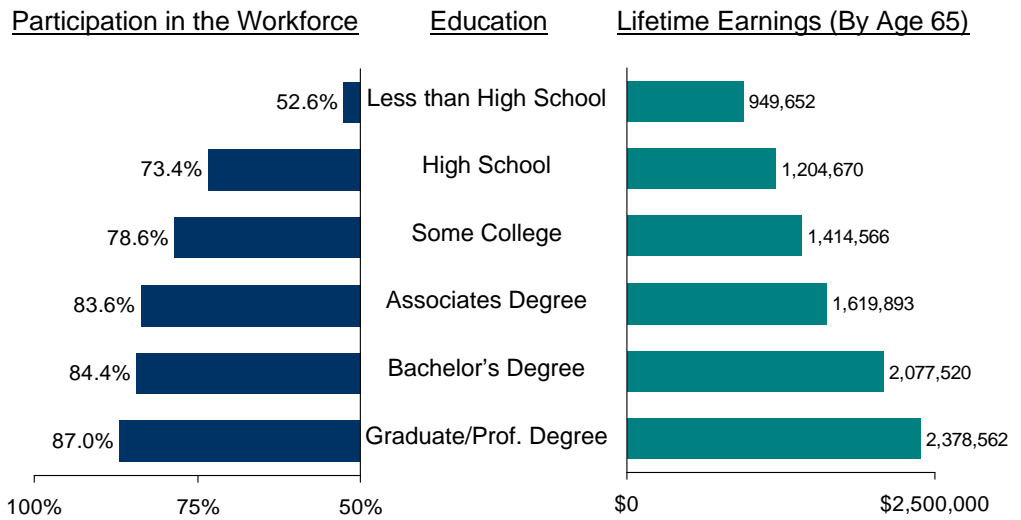


## How Does Education Pay Off for Tennessee?

### In Tennessee:

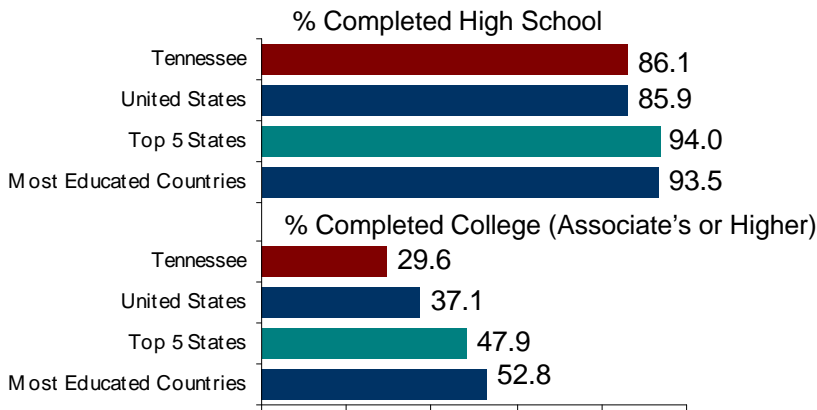
Working-age residents with college degrees are 60 percent more likely to participate in the workforce than those with less than a high school diploma.

And their earnings over a lifetime are twice as much – a substantial personal benefit as well as a benefit to the state with respect to more taxable resources, fewer health problems, lower rates of crime, and greater levels of civic engagement.



## How Does Tennessee Measure Up?

### Tennessee's Young Adults Compared to the U.S. and Best Performing Countries (Age 25 to 34)



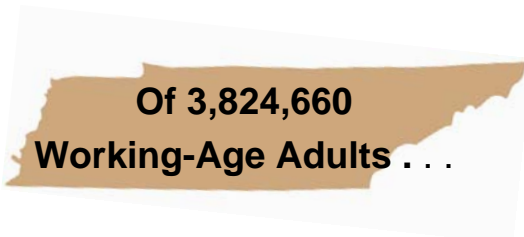
Note: The most educated countries in 2005 include Korea, Japan and Canada.

### In Tennessee:

Approximately the same percentage of young adults have completed high school as the U.S. average, but lower than the top states and the most educated countries.

A lower percentage of young adults have earned college degrees than the U.S. average, and much lower than the top states and the most educated countries.

## The Challenge: Tennessee's Working-Age Adults (18 to 64) with No College Degree



... **2,788,883** have not completed college (associate's degrees or higher) —

**72.9** percent of all working-age adults in Tennessee. Of these:

**588,500** have not completed high school (or equivalent)

**1,347,985** have completed just a high school diploma but have not entered college

**852,398** have completed some college but no degree

**54,896** speak little or no English

**836,353** are living in families whose combined incomes are less than a living wage (twice the level of poverty)



## How Well Does Tennessee Serve Adult Learners?

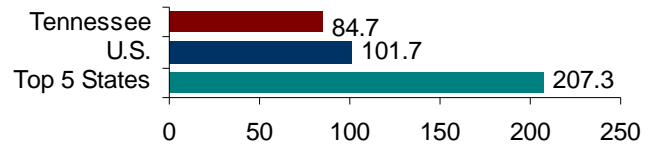
### Addressing Basic Skills in Tennessee:

State-administered adult education programs serve adults without a high school diploma at a lower rate than the U.S. average, and at a much lower rate than the top performing states.

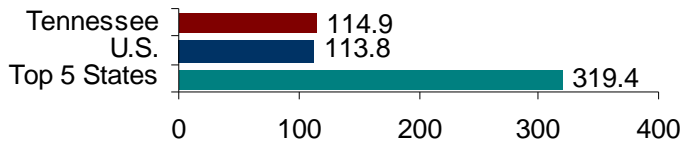
ESL programs serve the adult population lacking English proficiency at about the same rate as the U.S. average, but at a much lower rate than the top performing states.

### Adults Served per 1,000 Adults Age 18-64:

#### Enrolled in State-Administered Adult Education Programs with Less than a High School Diploma

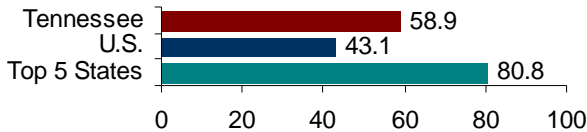


#### Enrolled in English as a Second Language Programs with Little or No English Proficiency

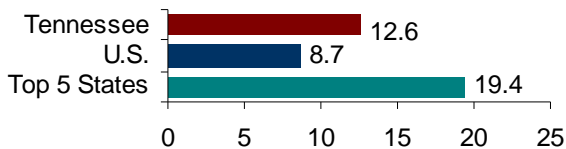


### GEDs Awarded per 1,000 Adults:

#### 18 to 24 Years Old with No High School Diploma



#### 25 to 44 Years Old with No High School Diploma



### Helping High School Dropouts in Tennessee:

Adult education providers award GEDs to young adults without a high school diploma at a higher rate than the U.S. average, but at a lower rate than the top performing states.

Compared with the younger age group, GEDs are awarded to older adults without a high school diploma at a much lower rate. State performance is higher than the U.S. average for this age group, but not as high as that of the top states.

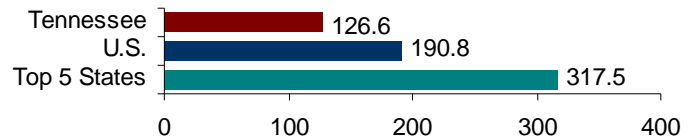
### Pursuing Higher Level Skills in Tennessee:

Postsecondary institutions serve young adults (25 to 39 year olds who only have a high school diploma) at a lower rate than the U.S. average.

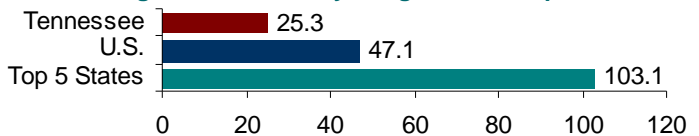
Institutions serve older adults (40 to 64 year olds with only a high school diploma) at a lower rate than the U.S. average.

### College Participation per 1,000 Adults:

#### Age 25-39 with Only a High School Diploma



#### Age 40-64 with Only a High School Diploma



For the full report and access to the detailed state-by-state data, visit [www.cael.org/adultlearninginfocus.com](http://www.cael.org/adultlearninginfocus.com)

### Produced by:

The Council for Adult and Experiential Learning (CAEL) and  
The National Center for Higher Education Management Systems (NCHEMS)  
With Support from Lumina Foundation for Education